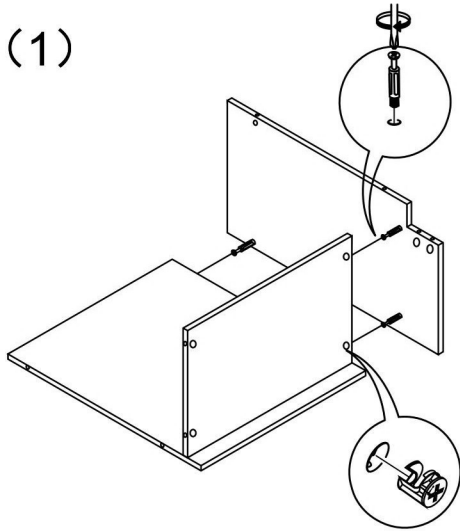


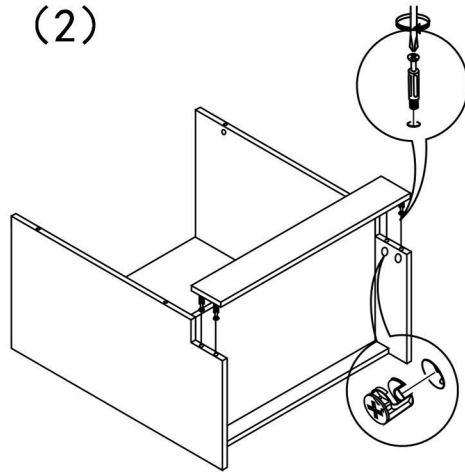
ASSEMBLY INSTRUCTIONS

B(30-36)

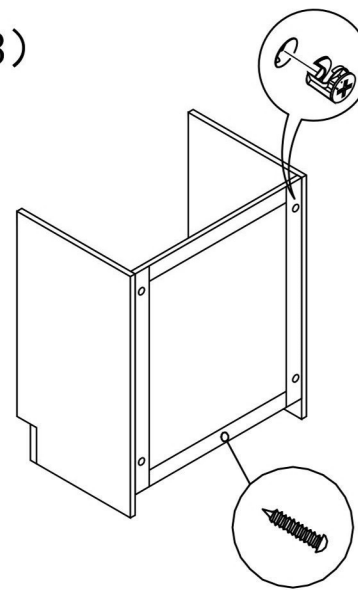
(1)



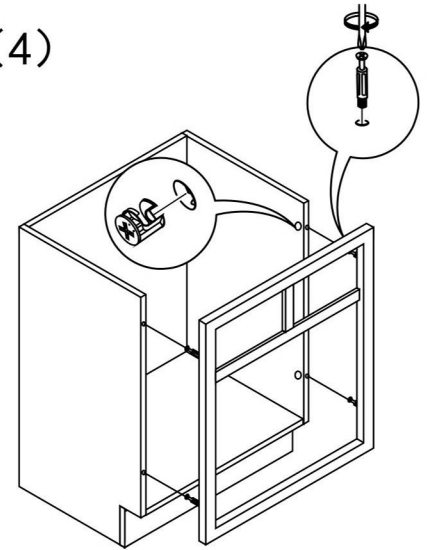
(2)



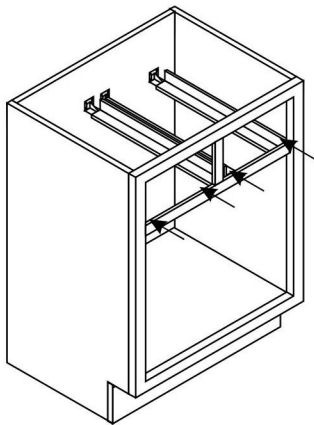
(3)



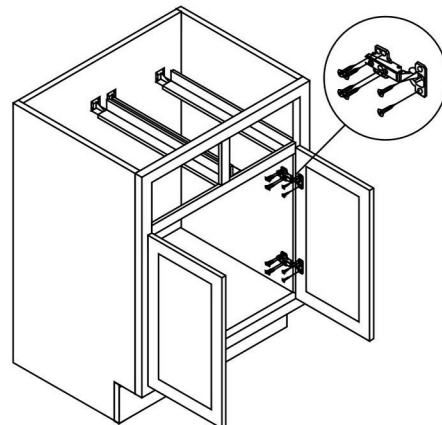
(4)



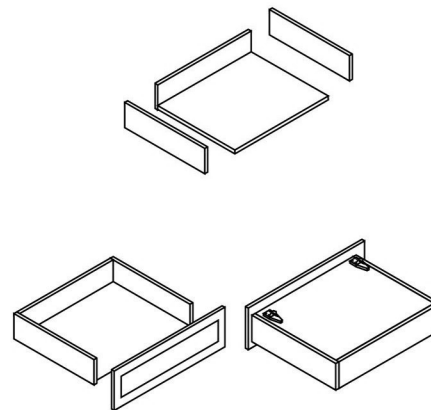
(5)



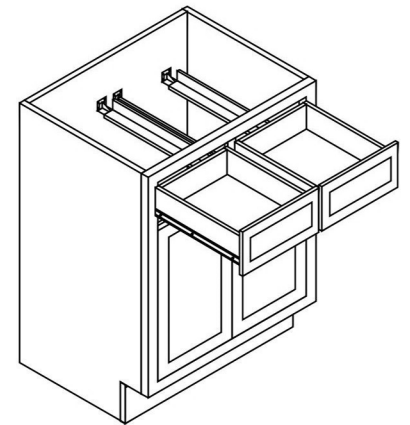
(6)








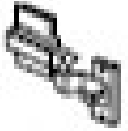




(7)



(8)



| DIAGRAM | CONNECTING FITTINGS | QTY |
|---|---|-----|
|  | CAM LOCK SYSTEM | 14 |
|  | CAM LOCK SYSTEM | 14 |
|  | SHELF SUPPORT | 4 |
|  | SLIDE RAIL | 4 |
|  | CORNER BRACES | 4 |
|  | CORNER BRACES SCREWS ($\phi 3*12\text{mm}$) | 16 |
|  | BACK PANEL SCREWS ($\phi 3*12\text{mm}$) | 1-3 |
|  | DOOR HINGE | 4 |
|  | HINGE SCREWS ($\phi 4*14\text{mm}$) | 4 |
|  | HINGE SCREWS ($\phi 4*16\text{mm}$) | 2 |